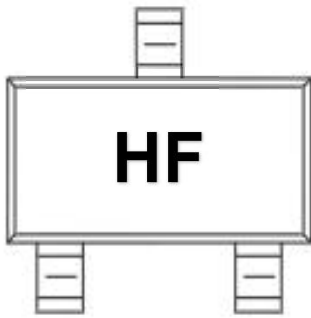
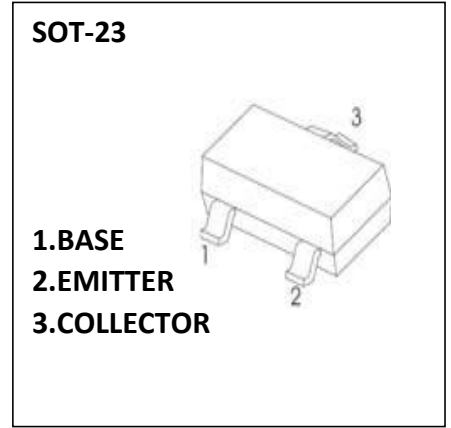
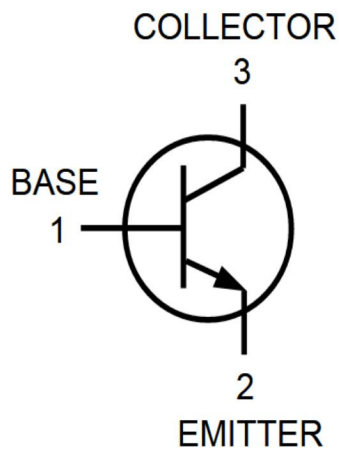


TRANSISTOR (NPN)

MARKING:



Equivalent Circuit:



FEATURES:

- ※ Collector Current: $I_c=150\text{mA}$
- ※ Power Dissipation

MAXIMUM RATINGS (Ta=25°C unless otherwise noted)

Parameter	Symbol	Value	Unit
Collector-Base Voltage	VCBO	60	V
Collector-Emitter Voltage	VCEO	50	V
Emitter-Base Voltage	VEBO	5	V
Collector Current	IC	150	mA
Collector Power Dissipation	PC	200	mW
Thermal Resistance From Junction To Ambient	RGJA	625	°C/W
Junction Temperature	Tj	150	°C
Storage Temperature	Tstg	-55~+150	°C



2SC1815

SOT-23 Plastic-Encapsulate Transistors

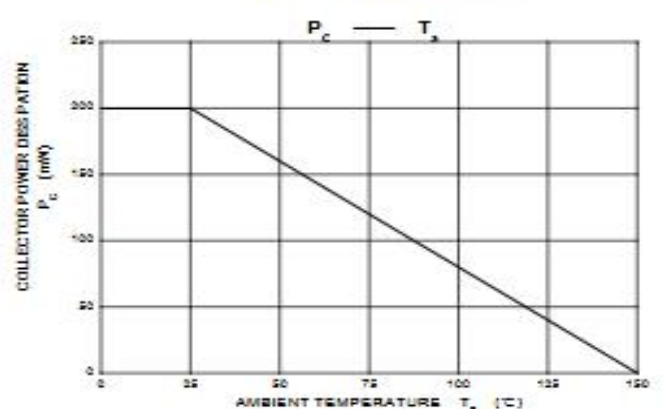
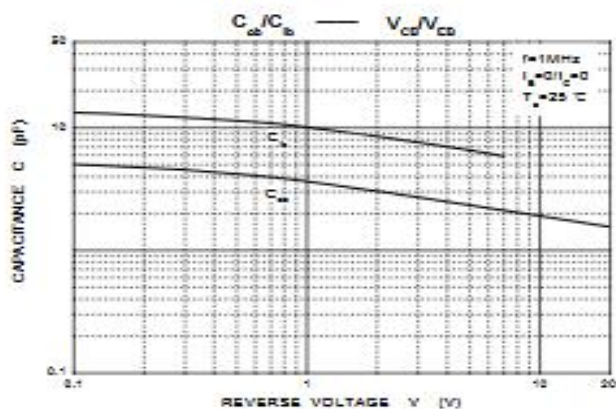
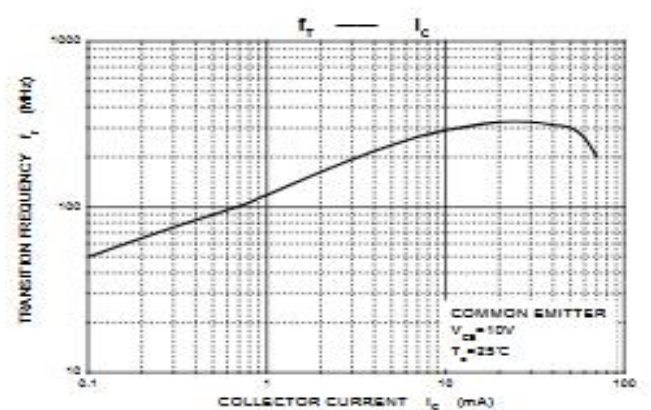
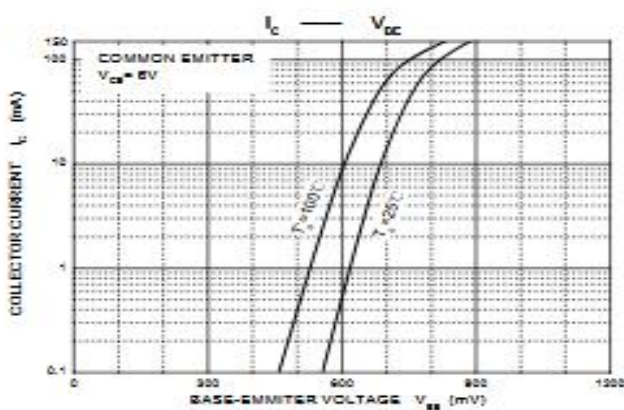
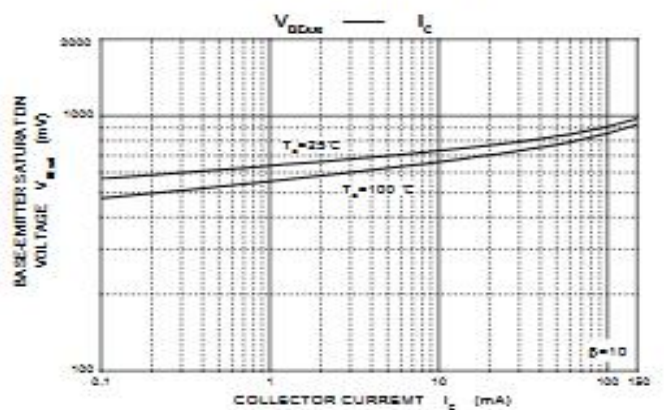
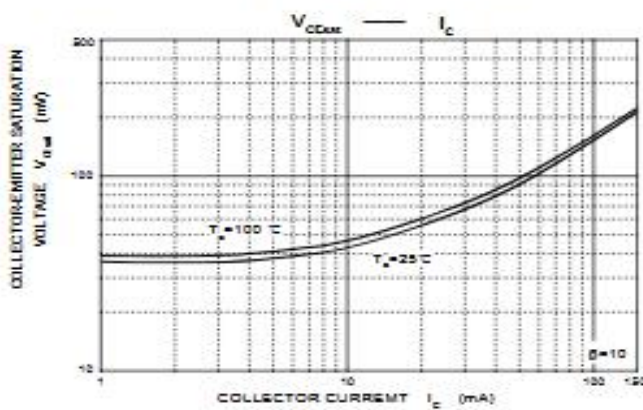
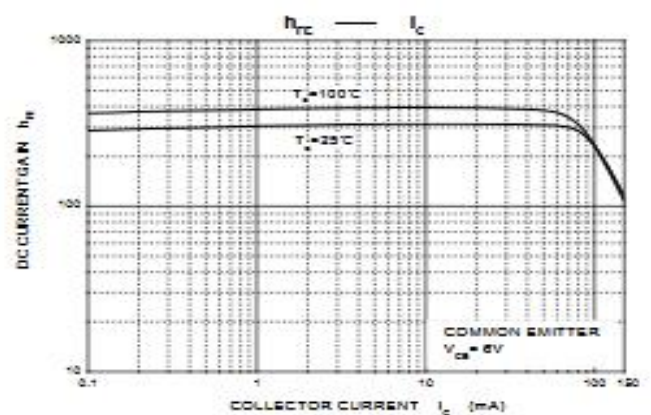
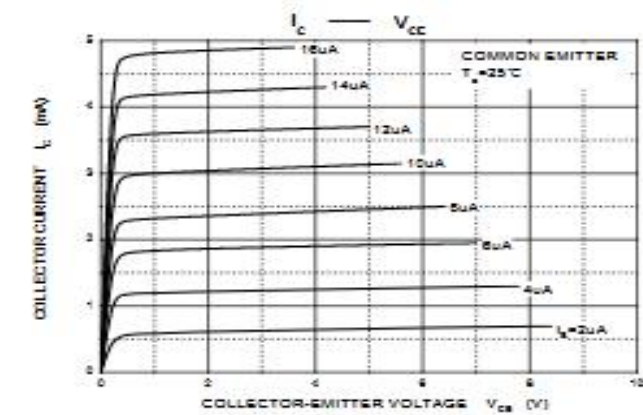
ELECTRICAL CHARACTERISTICS (Ta=25°C unless otherwise specified)

Parameter	Symbol	Test Condition	Min	Typ	Max	Unit
Collector-base breakdown voltage	V(BR)CBO	IC= 100μA, IE=0	60			V
Collector-emitter breakdown voltage	V(BR)CEO	IC= 0.1mA, IB=0	50			V
Emitter-base breakdown voltage	V(BR)EBO	IE= 100μA, IC=0	5			V
Collector cut-off current	ICBO	VCB= 60 V , IE=0			0.1	μA
Collector cut-off current	ICEO	VCB= 50V , IE=0			1	μA
Emitter cut-off current	IEBO	VEB= 5V , IC=0			0.1	μA
DC current gain	hFE	VCE=6V, IC= 2mA	130		400	
	hFE	VCE=5V, IC= 10mA	80			
Collector-emitter saturation voltage	VCE(sat)	IC=100 mA, IB= 10mA			0.25	V
Base-emitter saturation voltage	VBE(sat)	IC=100 mA, IB= 10mA			1	V
Transition frequency	fT	VCE=10V, IC= 1mA f=30MHz	80			MHz

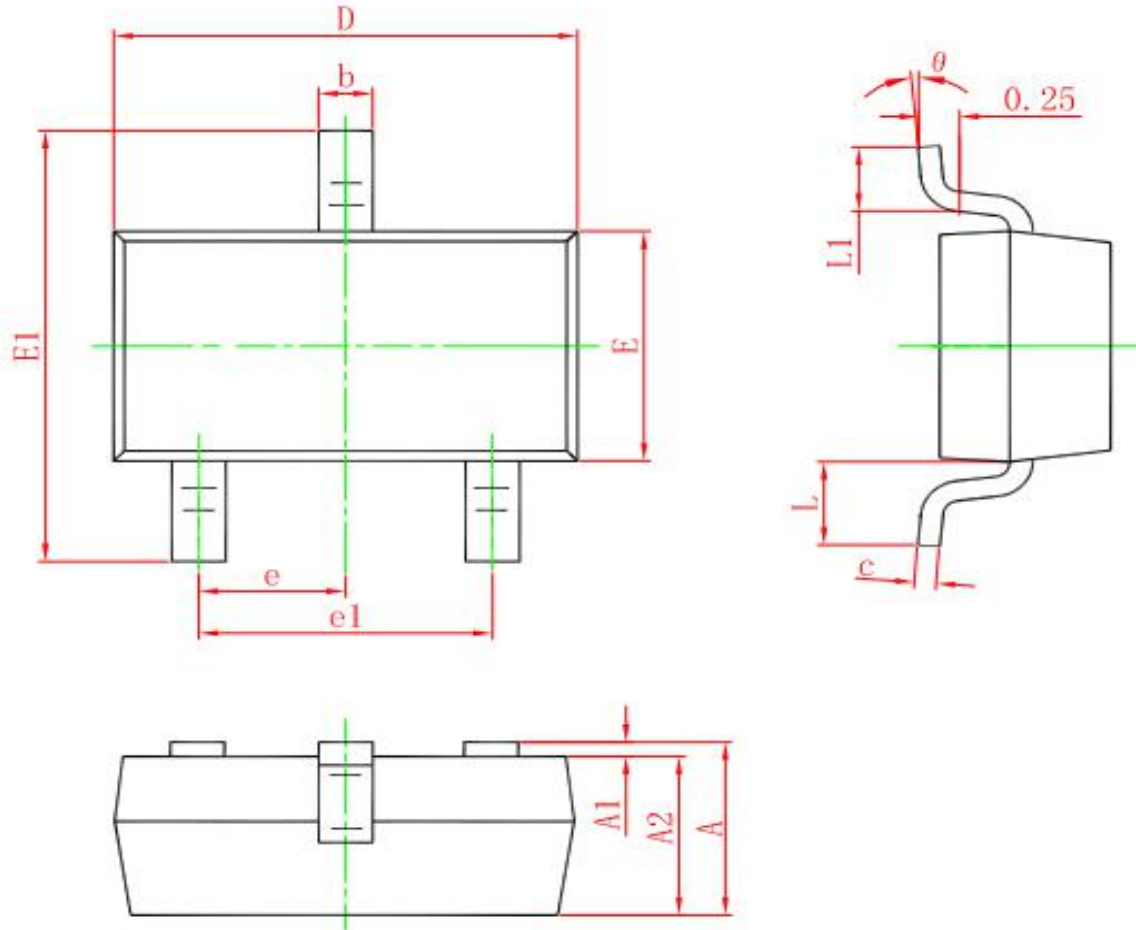
CLASSIFICATION OF hFE

HEF	200-400	
Rank	L	H
Range	130-200	200-400
MARKING		HF

TYPICAL ELECTRICAL AND THERMAL CHARACTERISTICS



SOT-23 PACKAGE OUTLINE DIMENSIONS



Symbol	Dimensions In Millimeters		Dimensions In Inches	
	Min.	Max.	Min.	Max.
A	0.900	1.150	0.035	0.045
A1	0.000	0.100	0.000	0.004
A2	0.900	1.050	0.035	0.041
b	0.300	0.500	0.012	0.020
c	0.080	0.150	0.003	0.006
D	2.800	3.000	0.110	0.118
E	1.200	1.400	0.047	0.055
E1	2.250	2.550	0.089	0.100
e	0.950 TYP.		0.037 TYP.	
e1	1.800	2.000	0.071	0.079
L	0.550 REF.		0.022 REF.	
L1	0.300	0.500	0.012	0.020
theta	0°	8°	0°	8°