

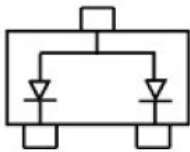
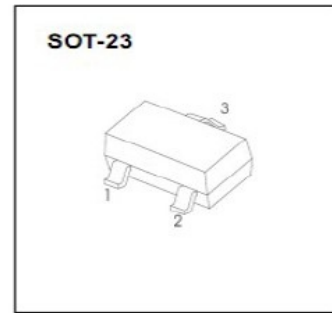
特点/Features :

速度快 ;

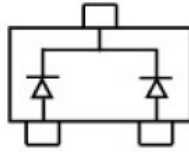
用途/Applications :

高速开关电路。

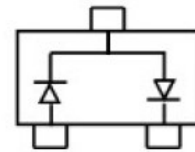
电路和印章/Circuit&Marking:



BAW56 Marking: A1



BAV70 Marking: A4



BAV99 Marking: A7

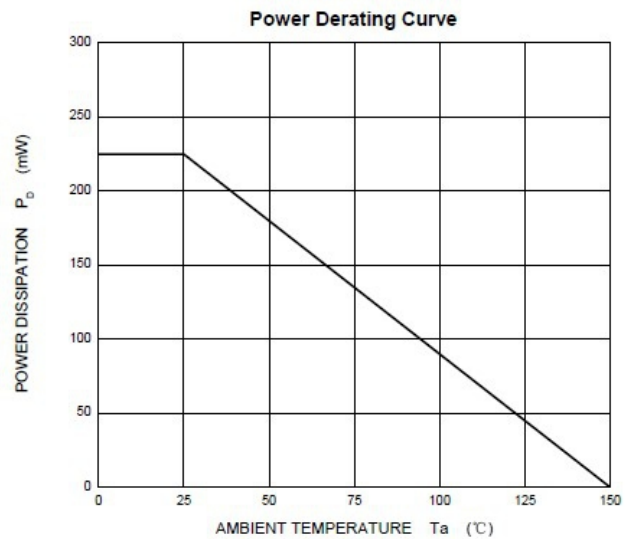
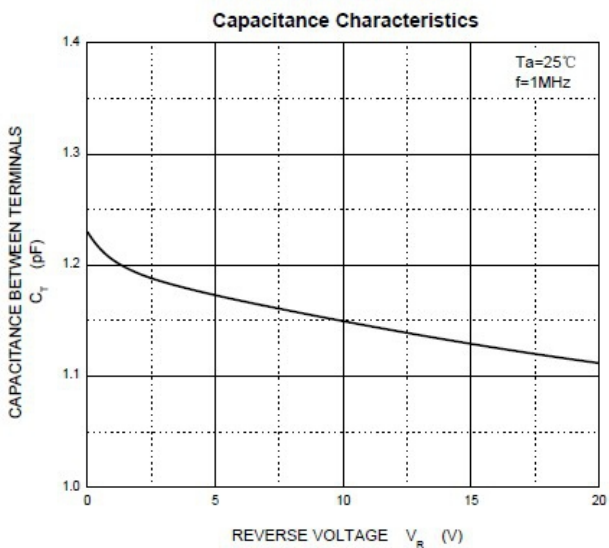
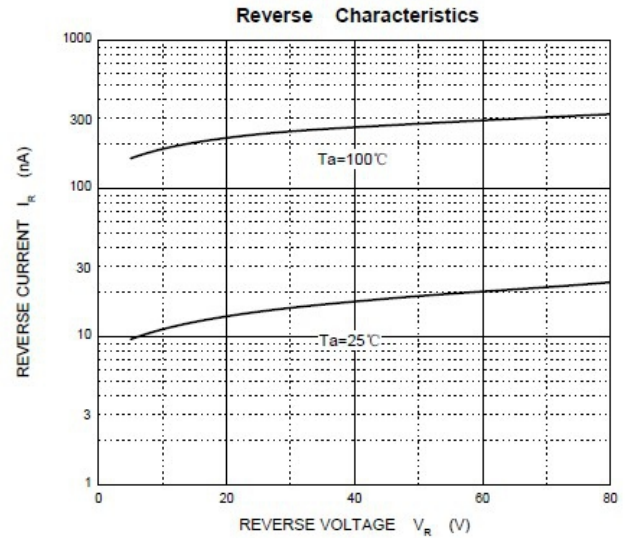
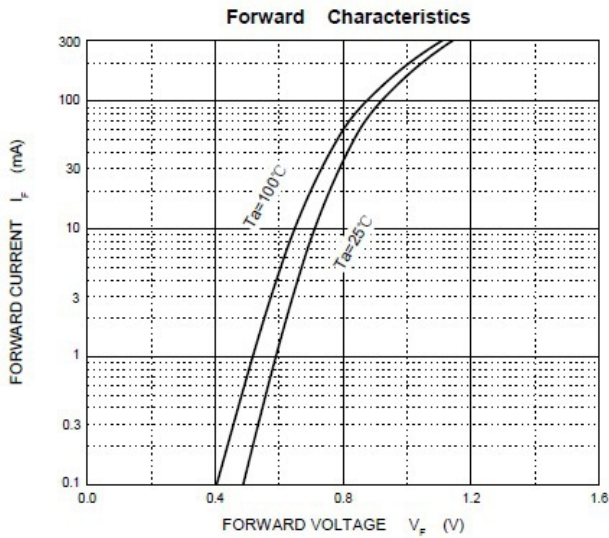
极限参数/Absolute maximum ratings(Ta=25°C)

参数/Parameter	符号/ Symbol	数值/Value	单位/Unit
反向电压/Reverse Voltage	V_R	70	V
正向电流/Forward Current	I_F	200	mA
正向瞬间峰值电流/Peak Forward Surge Current	I_{FSM}	2	A
功率/ Power Dissipation	P_D	0.225	W
热阻/Thermal Resistance Junction to Ambient Air	$R_{\theta JA}$	556	°C/W
结温/Junction Temperature	T_j	150	°C
储存温度/Storage Temperature	T_{stg}	-55~150	°C

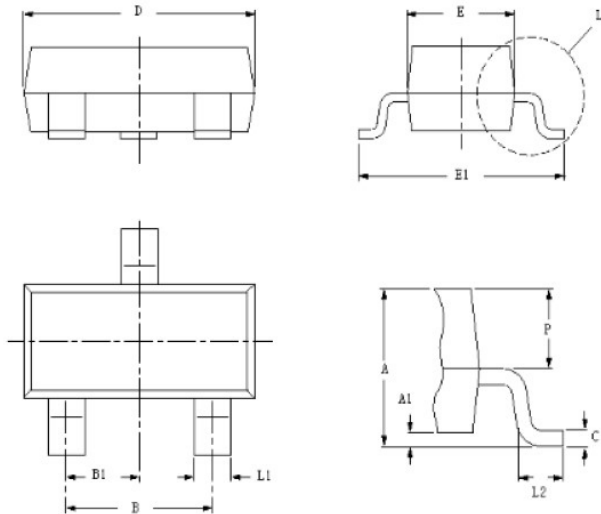
电性能参数/Electrical characteristics (Ta=25°C)

参数/Parameter	符号	测试条件	最小值	最大值	单位
反向击穿电压/Reverse Breakdown Voltage	V_R	$I_R=100\mu A$	70		V
正向电压/Forward Voltage	V_{F1}	$I_F=1mA$		0.715	V
	V_{F2}	$I_F=10mA$		0.855	V
	V_{F3}	$I_F=50mA$		1	V
	V_{F4}	$I_F=150mA$		1.25	V
反向漏电流/Reverse Current	I_R	$V_R=70V$		2.5	μA
端电容/Capacitance Between Terminals	C_T	$V_R=0, f=1MHz$		1.5	pF
反向恢复时间/Reverse Recovery Time	t_{rr}	$I_F=I_R=10mA,$ $I_{rr}=0.1 \times I_R,$ $R_L=100\Omega$		6	nS

Typical Characteristics



SOT-23 Package Outline Dimensions



Symbol	Dim in mm	
	Min	Max
A	0.900	1.100
A1	0.000	0.100
L1	0.350	0.500
C	0.090	0.150
D	2.800	3.000
E	1.250	1.350
E1	2.250	2.550
B	1.800	2.000
B1	0.950 TYP	
L2	0.200	0.450
P	0.550	0.600

Mold Surface roughness: < 4um

SOT-23 Tape and Reel

PKG TYPE	W	P	E	F	D	D1	Po	Po10	P2	A0	B0	K0	T
SOT-23	8.00	4.00	1.75	3.50	1.50	1.00	4.00	40.00	2.00	3.15	2.77	1.22	0.20
Tolerance	+0.3/-0.1	±0.1	±0.1	±0.1	±0.1	±0.1	±0.1	±0.2	±0.05	±0.1	±0.1	±0.1	±0.02

