

Ultra Low Capacitance ESD Protection Diode

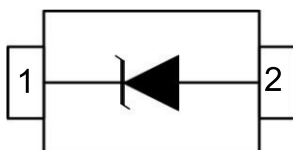
DESCRIPTION

ESD3Z3.3L is a low-capacitance Transient Voltage Suppressor (TVS) designed to provide electrostatic discharge (ESD) protection for high-speed data interfaces. With typical capacitance of 0.4pF, ESD3Z3.3L is designed to protect parasitic-sensitive systems against over-voltage and over-current transient events. It complies with IEC 61000-4-2 (ESD), Level 4 ($\pm 15\text{kV}$ air, $\pm 8\text{kV}$ contact discharge), IEC 61000-4-4 (electrical fast transient - EFT) (40A, 5/50 ns), very fast charged device model (CDM) ESD and cable discharge event (CDE), etc. ESD3Z3.3L uses ultra-small SOD-323 package. Each ESD3Z3.3L device can protect one high-speed data line. It offers system designers flexibility to protect single data line where space is a premium concern. The combined features of low capacitance, ultra-small size and high ESD robustness make ESD3Z3.3L ideal for high-speed data port and high-frequency line (e.g., USB 2.0 & antenna line) applications, such as cellular phones and HD visual devices.

ORDERING INFORMATION

- ✧ Device: ESD3Z3.3L
- ✧ Package: SOD-323
- ✧ Marking: 3L
- ✧ Material: Halogen free
- ✧ Packing: Tape & Reel
- ✧ Quantity per reel: 3,000pcs

PIN CONFIGURATION



FEATURES

- ✧ Transient protection for high-speed data lines
 - IEC 61000-4-2 (ESD) $\pm 15\text{kV}$ (Air)
 - $\pm 8\text{kV}$ (Contact)
 - IEC 61000-4-4 (EFT) 40A (5/50 ns)
 - Cable Discharge Event (CDE)
- ✧ Package optimized for high-speed lines
- ✧ Ultra-small package
- ✧ Protects one data, control line
- ✧ Low capacitance: 0.4pF (Typical)
- ✧ Low leakage current
- ✧ Low clamping voltage

MACHANICAL DATA

- ✧ SOD-323 package
- ✧ Flammability Rating: UL 94V-0
- ✧ Packaging: Tape and Reel
- ✧ High temperature soldering guaranteed: $260^{\circ}\text{C}/10\text{s}$
- ✧ Reel size: 7 inch

APPLICATIONS

- ✧ Serial ATA
- ✧ Desktops, Servers and Notebooks
- ✧ Cellular Phones
- ✧ HDMI Data Line Protection
- ✧ USB3.0/3.1 Data Line Protection
- ✧ Display Ports
- ✧ Digital Visual Interfaces (DVI)

PACKAGE OUTLINE



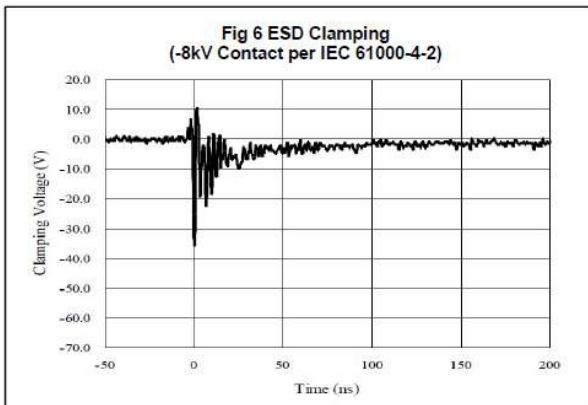
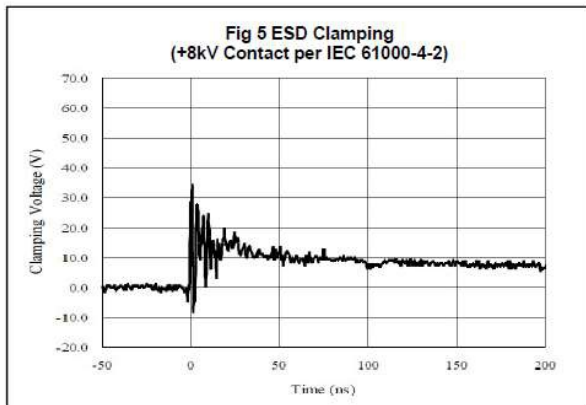
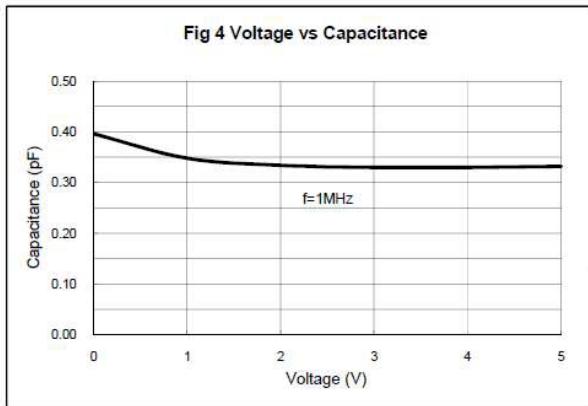
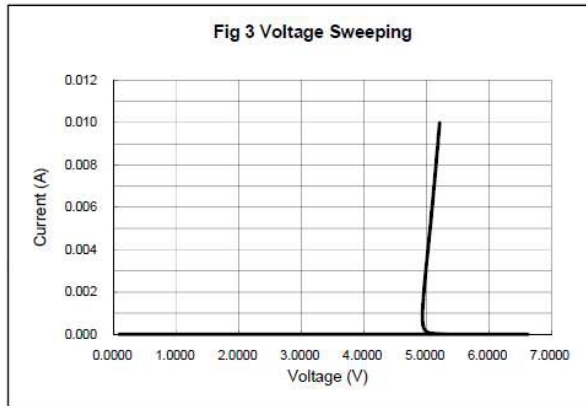
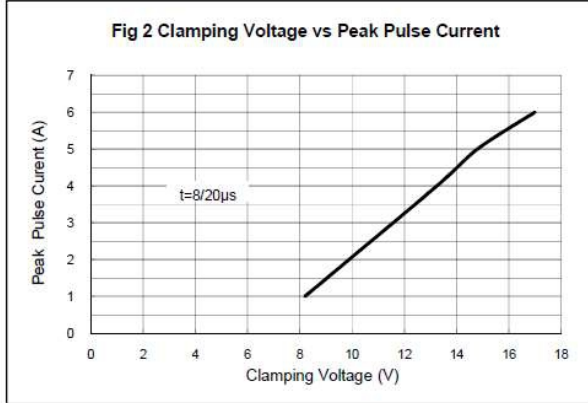
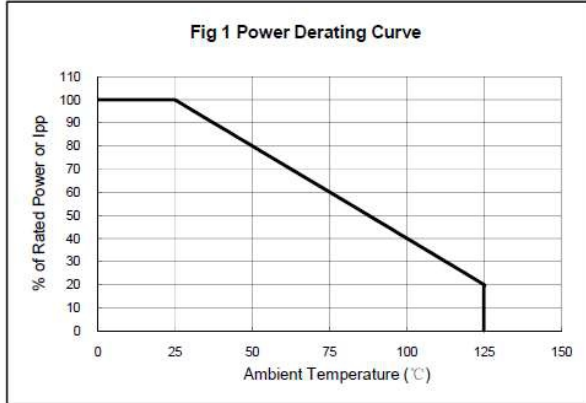
ABSOLUTE MAXIMUM RATING

Symbol	Parameter	Value	Units
V_{ESD}	ESD per IEC 61000-4-2 (Air) ESD per IEC 61000-4-2 (Contact)	± 20 ± 20	kV
P_{PP}	Peak Pulse Power (8/20 μ s)	60	W
T_{OPT}	Operating Temperature	-55~125	$^{\circ}$ C
T_{STG}	Storage Temperature	-55~150	$^{\circ}$ C

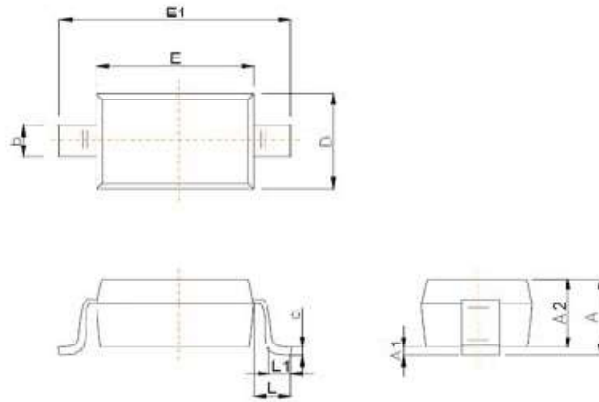
ELECTRICAL CHARACTERISTICS (T_{amb}=25 $^{\circ}$ C)

Symbol	Parameter	Test Condition	Min	Typ	Max	Units
V_{RWM}	Reverse Working Voltage				3.3	V
V_{BR}	Reverse Breakdown Voltage	$I_T = 1mA$	4.2			V
I_R	Reverse Leakage Current	$V_{RWM} = 3.3V$			100	nA
V_C	Clamping Voltage	$I_{PP} = 1A, t_p = 8/20\mu s$			10	V
		$I_{PP} = 4A, t_p = 8/20\mu s$			15	V
C_J	Junction Capacitance	$V_R = 0V, f = 1MHz$		0.4	0.7	pF

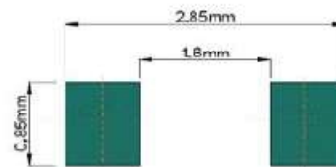
ELECTRICAL CHARACTERISTICS CURVE



SOD-323 PACKAGE OUTLINE DIMENSIONS



Symbol	Dimensions in Millimeters	
	Min	Max
A		1.00
A1	0.000	0.100
A2	0.800	0.900
b	0.250	0.350
c	0.080	0.150
d	1.200	1.400
E	1.600	1.800
E1	2.500	2.700
e	1.000	2.040
L	0.475 REF	
L1	0.250	0.400
θ	0°	3°



Recommended Pad outline