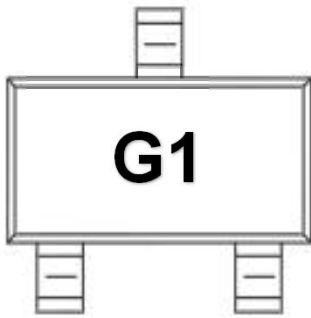
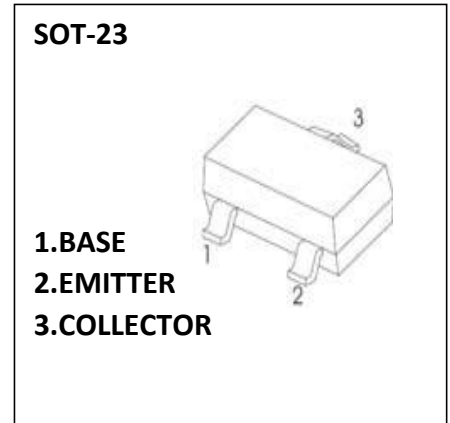
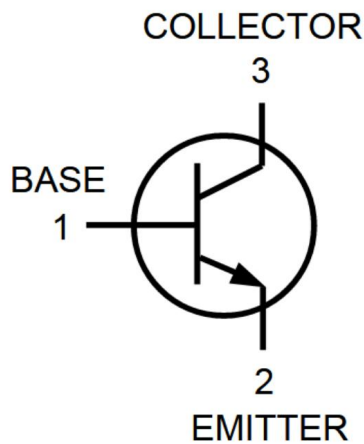


TRANSISTOR (NPN)

MARKING:



Equivalent Circuit:



FEATURES:

- ※ Complimentary to MMBT5401
- ※ Collector Current: $I_c=0.6A$
- ※ Ideal for Medium Power Amplification and Switching

MAXIMUM RATINGS (Ta=25°C unless otherwise noted)

Parameter	Symbol	Value	Unit
Collector-Base Voltage	VCBO	180	V
Collector-Emitter Voltage	VCEO	160	V
Emitter-Base Voltage	VEBO	6	V
Collector Current	IC	600	mA
Collector Power Dissipation	PC	300	mW
Thermal Resistance From Junction To Ambient	ROJA	416	°C/W
Junction Temperature	Tj	150	°C
Storage Temperature	Tstg	-55~+150	°C



MMBT5551

SOT-23 Plastic-Encapsulate Transistors

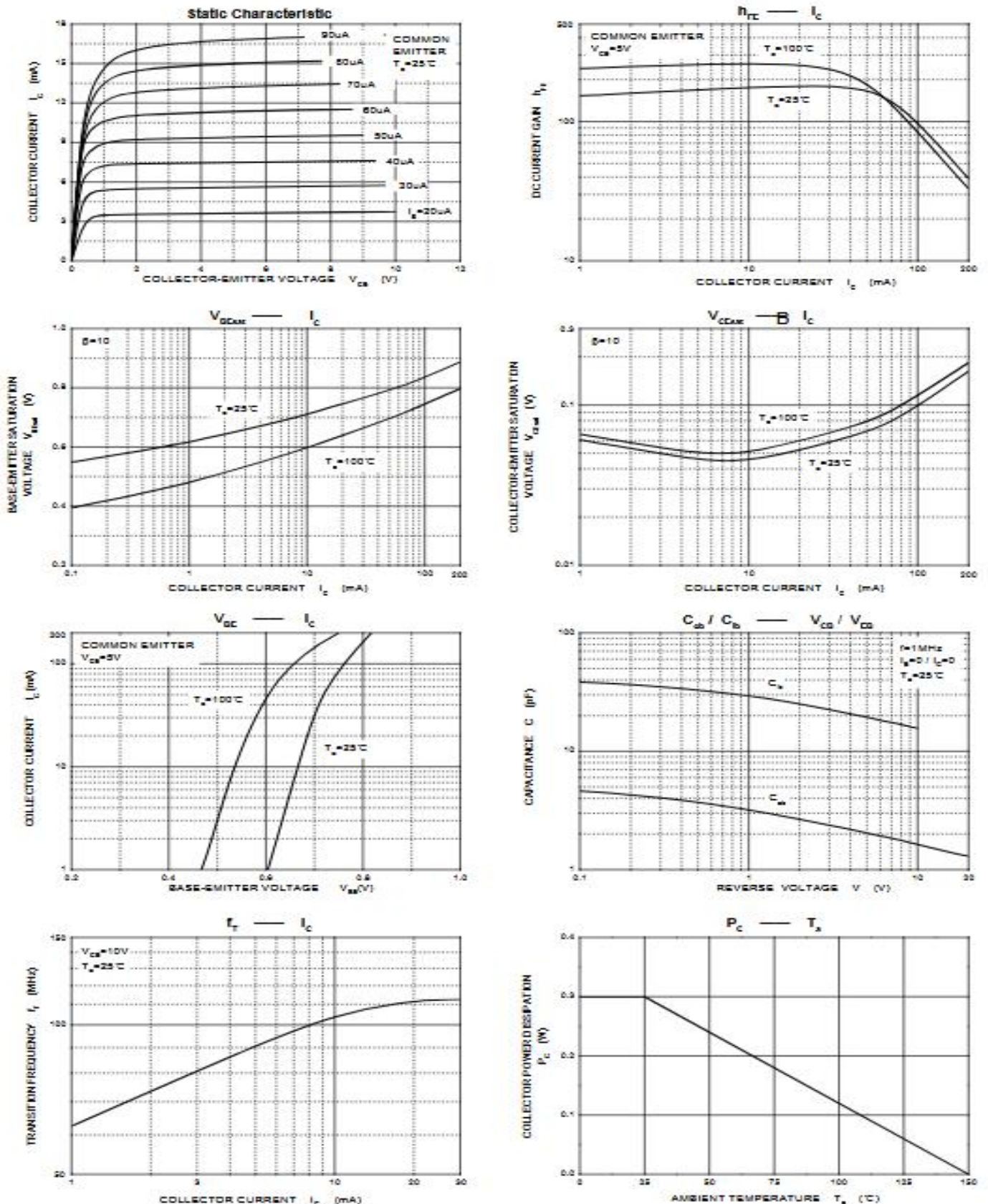
ELECTRICAL CHARACTERISTICS (Ta=25°C unless otherwise specified)

Parameter	Symbol	Test Condition	Min	Typ	Max	Unit
Collector-base breakdown voltage	V(BR)CBO	IC= 100μA, IE=0	180			V
Collector-emitter breakdown voltage	V(BR)CEO	IC= 1mA, IB=0	160			V
Emitter-base breakdown voltage	V(BR)EBO	IE= 10μA, IC=0	6			V
Collector cut-off current	ICBO	VCE= 120 V , IE=0			50	nA
Collector cut-off current	ICEO	VCE= 120V , IE=0			50	nA
Emitter cut-off current	IEBO	VEB= 4V , IC=0			50	nA
DC current gain	hFE	VCE=5V, IC= 1mA	80			
	hFE	VCE=5V, IC= 10mA	100		300	
	hFE	VCE=5V, IC= 50mA	50			
Collector-emitter saturation voltage	VCE(sat)	IC=10 mA, IB= 1mA			0.15	V
		IC=50 mA, IB= 5mA			0.2	V
Base-emitter saturation voltage	VBE(sat)	IC=10 mA, IB= 1mA			1	V
		IC=50 mA, IB= 5mA			1	V
Transition frequency	fT	VCE=10V, IC= 10mA f=100MHz	100		300	MHz
Collector Current Capacitance	Cod	VCE= 10V, IE=0, f=1MHz			6	pF

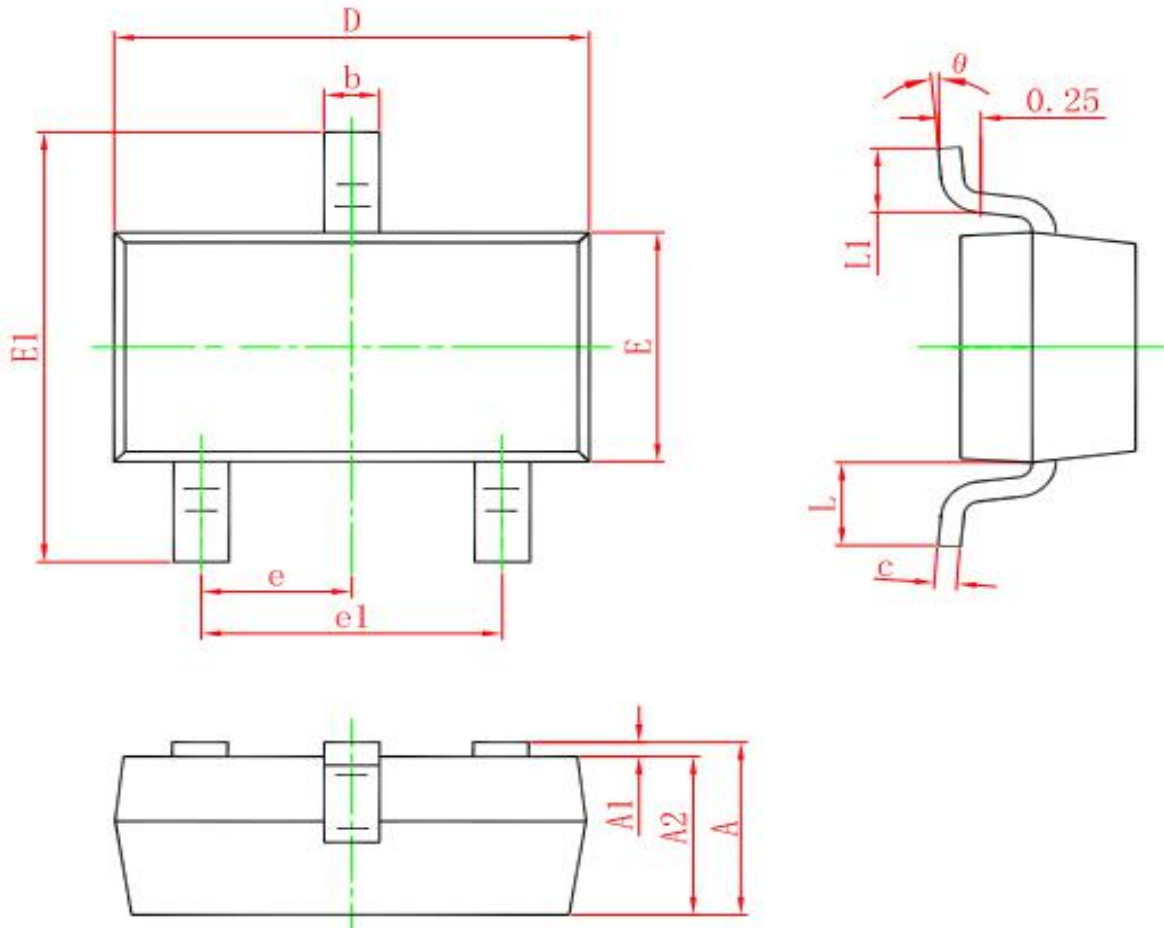
CLASSIFICATION OF hFE

Rank	L	H
Range	100-200	200-300
MARKING	G1	

TYPICAL ELECTRICAL AND THERMAL CHARACTERISTICS



SOT-23 PACKAGE OUTLINE DIMENSIONS



Symbol	Dimensions In Millimeters		Dimensions In Inches	
	Min.	Max.	Min.	Max.
A	0.900	1.150	0.035	0.045
A1	0.000	0.100	0.000	0.004
A2	0.900	1.050	0.035	0.041
b	0.300	0.500	0.012	0.020
c	0.080	0.150	0.003	0.006
D	2.800	3.000	0.110	0.118
E	1.200	1.400	0.047	0.055
E1	2.250	2.550	0.089	0.100
e	0.950 TYP.		0.037 TYP.	
e1	1.800	2.000	0.071	0.079
L	0.550 REF.		0.022 REF.	
L1	0.300	0.500	0.012	0.020
θ	0°	8°	0°	8°