

## DESCRIPTION

The SDxx Series is designed for applications requiring transient overvoltage protection capability. They are intended for use in voltage and ESD sensitive equipment such as computers, printers, business machines, communication systems, medical equipment and other applications. These devices are ideal for situations where board space is at a premium.

This series has been specifically designed to protect sensitive components which are connected to power, data and transmission lines from overvoltage caused by ESD (electrostatic discharge), CDE (Cable Discharge Events), and EFT (electrical fast transients).

## FEATURES

- ✧ IEC61000-4-2 (ESD)  $\pm 30\text{kV}$  (Contact)  
 $\pm 30\text{kV}$  (Air)
- ✧ IEC61000-4-4 (EFT) 40A (5/50ns)
- ✧ 350 Watts Peak Pulse Power per (tp=8/20 $\mu$ s)
- ✧ Protects one I/O line (unidirectional)
- ✧ Low clamping voltage
- ✧ Working voltages: 3.3V to 36V
- ✧ Low leakage current

## MACHANICAL DATA

- ✧ SOD-323 package
- ✧ Flammability Rating: UL 94V-0
- ✧ Packaging: Tape and Reel
- ✧ High temperature soldering guaranteed:  
260°C/10s
- ✧ Reel size: 7 inch
- ✧ MSL 1

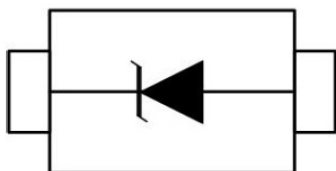
## ORDERING INFORMATION

- ✧ Device: SDxx
- ✧ Package: SOD-323
- ✧ Material: Halogen free and RoHS compliant
- ✧ Packing: Tape & Reel
- ✧ Quantity per reel: 3,000pcs

## APPLICATIONS

- ✧ Cell Phone Handsets and Accessories
- ✧ Microprocessor based equipment
- ✧ Personal Digital Assistants (PDA's)
- ✧ Notebooks, Desktops, and Servers
- ✧ Portable Instrumentation
- ✧ Networking and Telecom
- ✧ Serial and Parallel Ports
- ✧ Peripherals

## PIN CONFIGURATION



## PACKAGE OUTLINE



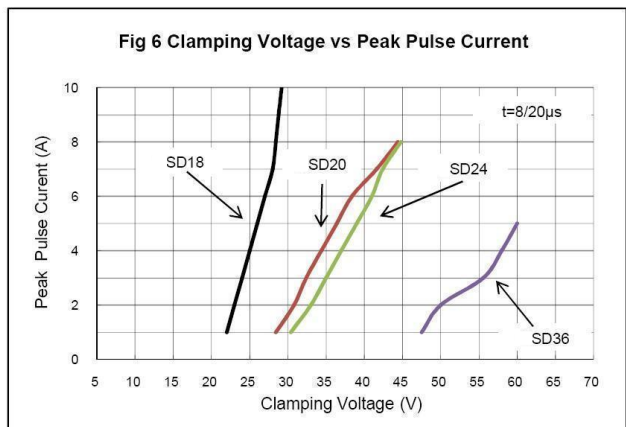
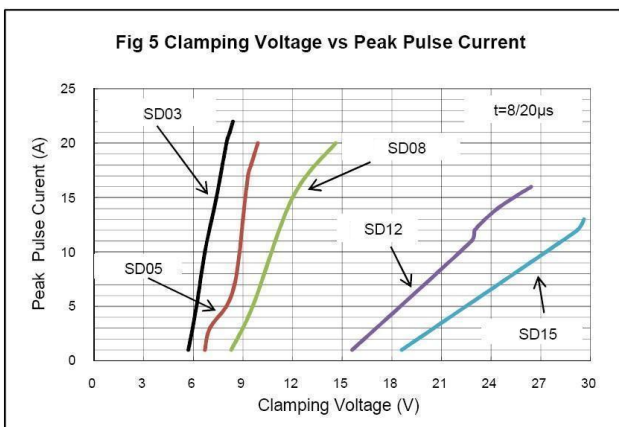
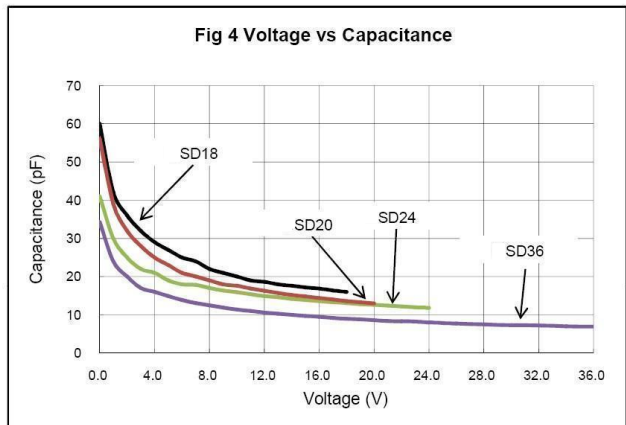
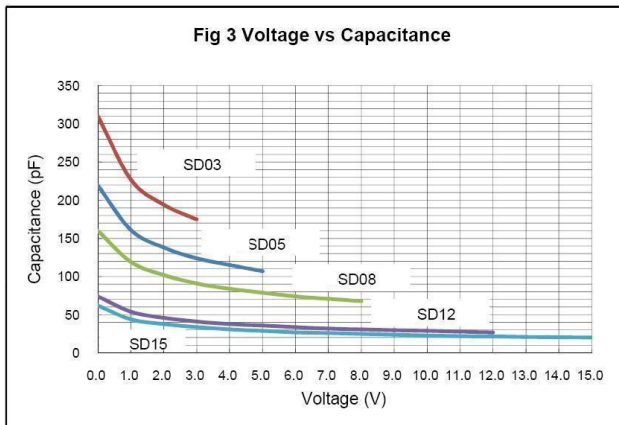
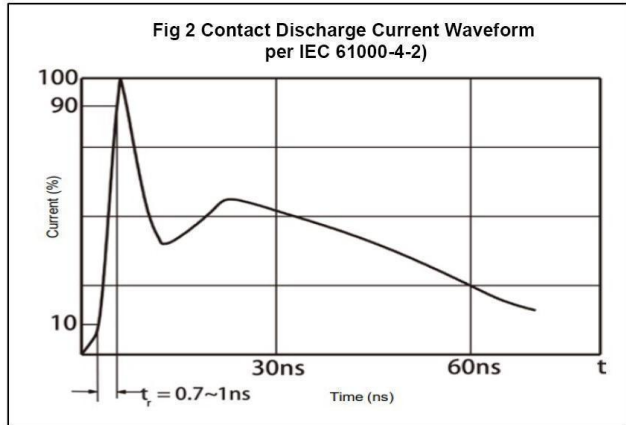
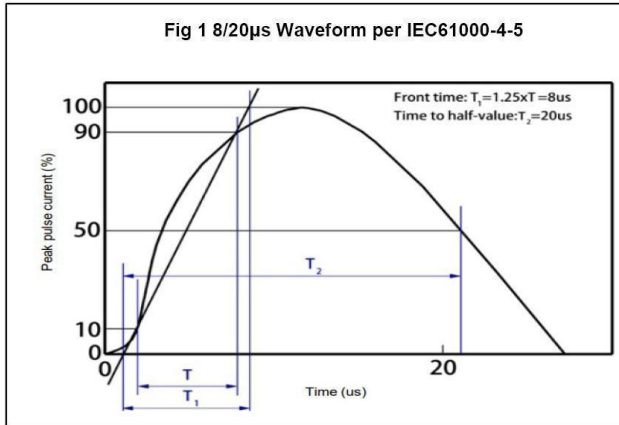
## ABSOLUTE MAXIMUM RATING

Symbol	Parameter	Value	Units
$V_{ESD}$	ESD per IEC 61000-4-2 (Contact)	±30	kV
	ESD per IEC 61000-4-2 (Air)	±30	
$P_{PP}$	Peak Pulse Power (8/20 $\mu$ s)	350	W
$T_{OPT}$	Operating Temperature	-55/+150	°C
$T_{STG}$	Storage Temperature	-55/+150	°C
$T_L$	Lead Soldering Temperature	260 (10 sec.)	°C

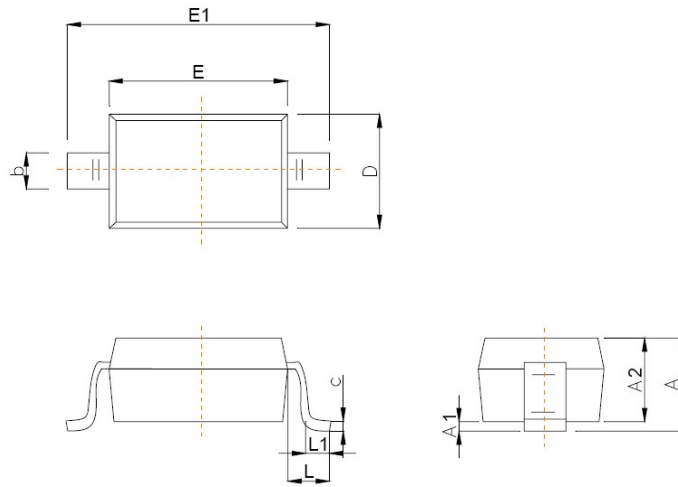
## ELECTRICAL CHARACTERISTICS ( $T_{amb}=25^{\circ}C$ )

PART NUMBER	DEVICE MARKING	$V_{RWM}$	$V_B$	$I_T$	$V_C@1A$	$V_C$		$I_R$	$C_T$
		(V) (max.)	(V) (min.)	(mA)	(V) (max.)	(V) (max.)	(@A)	( $\mu$ A) (max.)	(pF) (max.)
SD03	03W	3.3	4	1	6.5	14	20	40	450
SD05	05W	5	6	1	9.8	18	17	10	300
SD08	08W	8	8.5	1	10.5	24	15	1	240
SD12	12W	12	13.3	1	19	32	11	1	130
SD15	15W	15	16.7	1	24	38	10	1	120
SD18	18W	18	20.0	1	29	45	9	1	100
SD20	20W	20	22.3	1	35	50	8	1	90
SD24	24W	24	26.7	1	43	52	7	1	80
SD36	36W	36	40	1	60	75	5	1	60

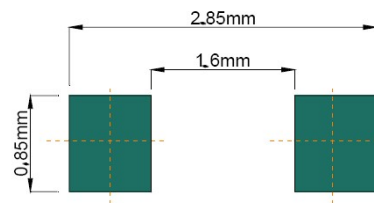
## ELECTRICAL CHARACTERISTICS CURVE



## SOD-323 PACKAGE OUTLINE DIMENSIONS



Symbol	Dimensions In Millimeters	
	Min	Max
A		1.00
A1	0.000	0.100
A2	0.800	0.900
b	0.250	0.350
c	0.080	0.150
D	1.200	1.400
E	1.600	1.800
E1	2.500	2.700
e	1.800	2.040
L	0.475 REF	
L1	0.250	0.400
$\theta$	0°	8°



**Recommended Pad outline**